

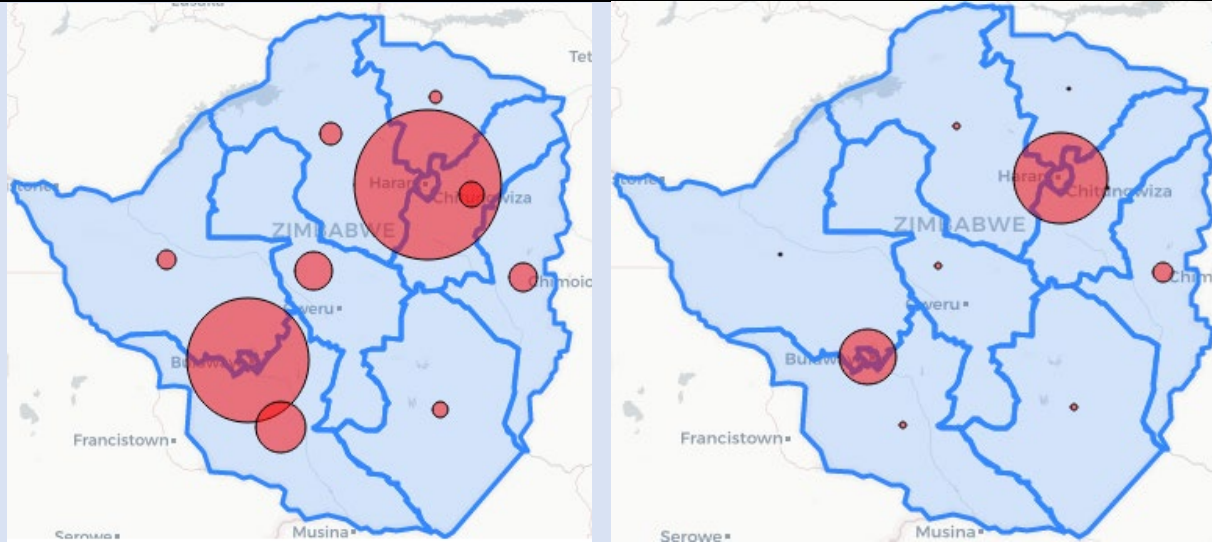


## Zimbabwe Covid-19 SitRep 31/03/2021

### HIGHLIGHTS TODAY

- **24** New Cases (*All Local*) and **2** Deaths reported in the last 24 hours. (*7 day rolling average\* for new cases falls to 19 today from 20 yesterday*).
- **Vaccination Update: 4 051** received their **1st** dose today bringing cumulative for 1st dose to **76 995** while **1963** received their **2nd** dose bringing cumulative for 2nd dose to **14 885** . (as at 1600hrs)
- **As of 30 March 2021, @1500hrs there were 43 hospitalised cases: Asymptomatic 9, mild to moderate 20, severe 11 and 3 in Intensive Care Units.**
- **1440** tests done today (*Positivity today was 1.7%*)
- **50** new recoveries reported: National Recovery rate stands at **94%** and Active cases go down to **673** today.
- As of 31 March 2021, Zimbabwe has now recorded **36 882** Cases **34 686** recoveries and **1523** Deaths.

### CASES AND DEATHS DISTRIBUTION

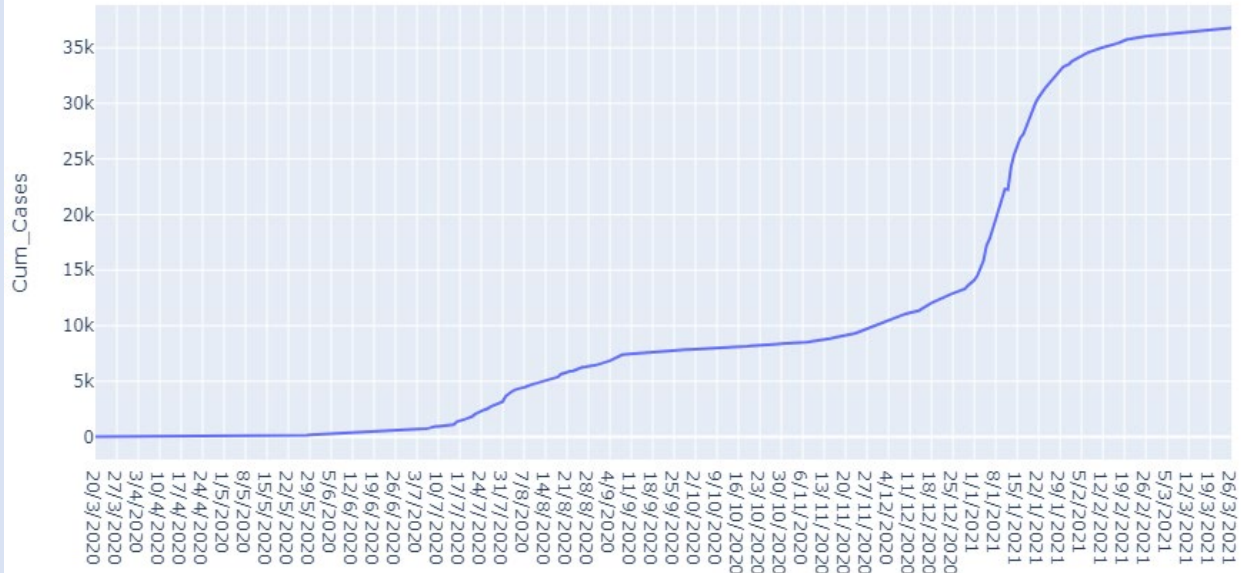


Province	PCR Tests + Ag	Cum Cases (New)	Recovered Cases (New)	Active Cases	Deaths (New)
Bulawayo	169	5474(3)	5139(2)	122	213(2)
Harare	706	12974(8)	11941(8)	441	592(0)
Manicaland	51	3770(1)	3561(0)	16	193(0)
Mash Cent	181	1705(3)	1605(0)	14	86(0)
Mash East	17	2574(2)	2434(0)	24	116(0)
Mash West	31	2062(2)	1911(0)	14	137(0)
Midlands	9	2442(0)	2368(0)	3	71(0)
Masvingo	84	2385(0)	2305(0)	14	66(0)
Mat North	73	1268(3)	1241(40)	10	17(0)
Mat South	119	2228(2)	2181(0)	15	32(0)
<b>Total</b>	<b>1440</b>	<b>36882(24)</b>	<b>34686(50)</b>	<b>673</b>	<b>1523(2)</b>

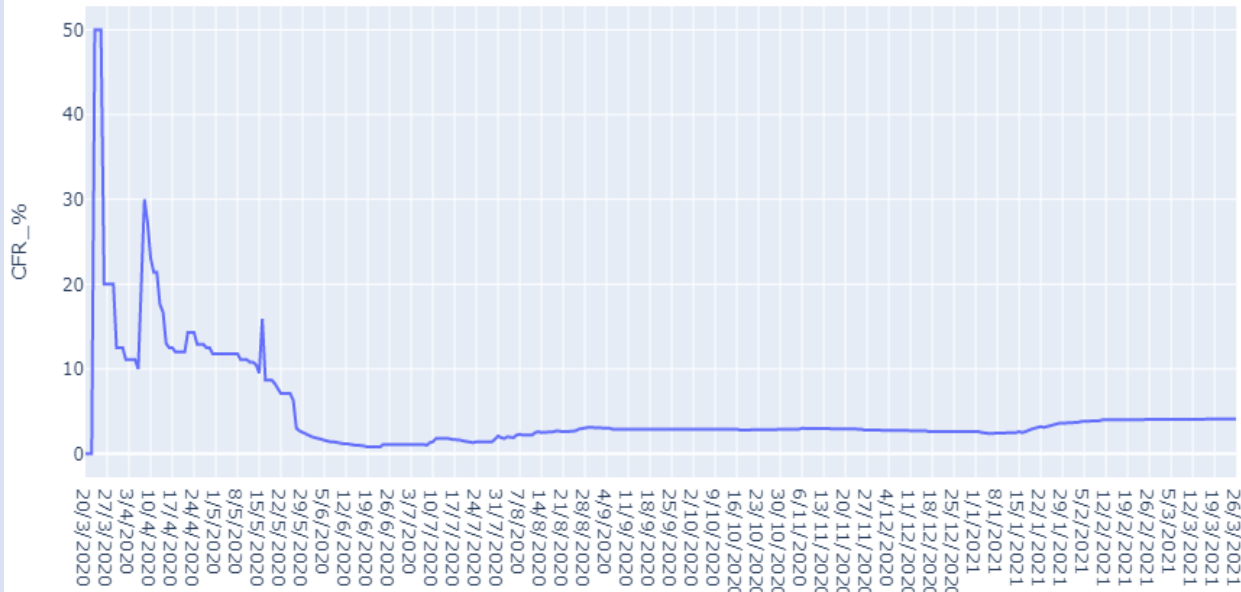
\*Provinces with new cases but zero PCR tests conducted respectively received results from NMRL,NTBRL&Pvt Labs



Zimbabwe Covid-19 Cumulative Cases



Zimbabwe Covid-19 Case Fatality Ratio



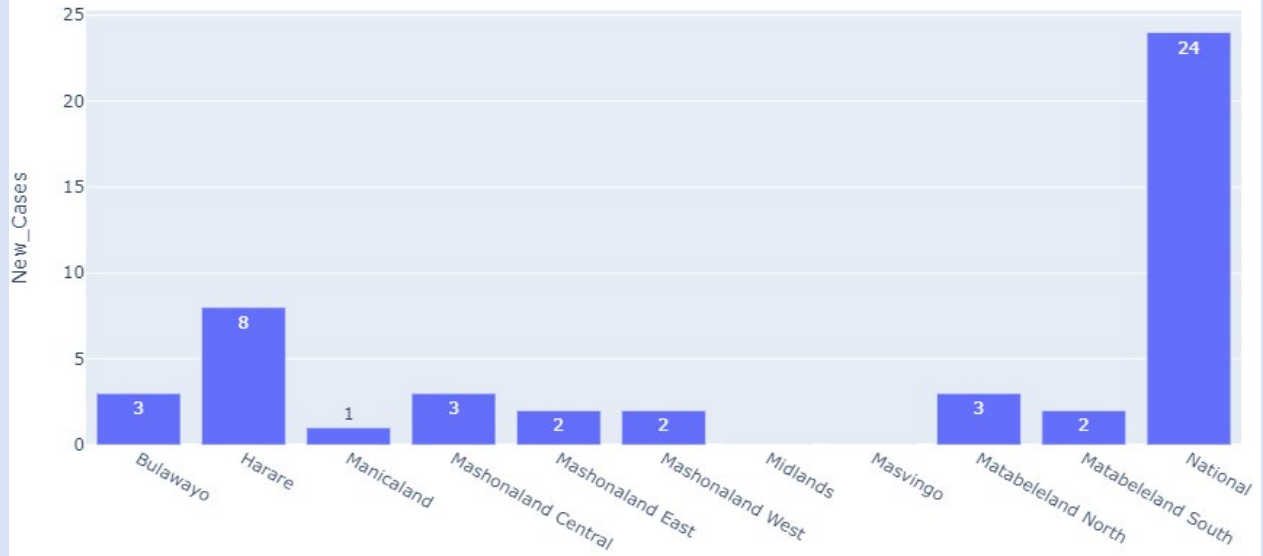
## COMMENTS

- Cumulative cases curve flattening
- National Case fatality Rate now stands at **4.1 %** as at 31/3/21

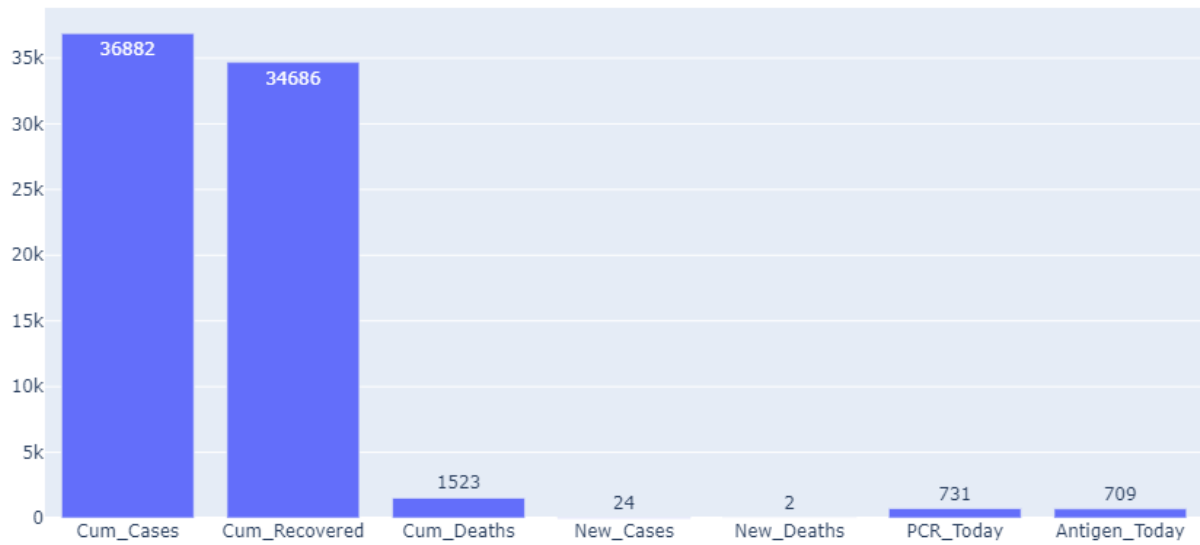


## CASES ANALYTICS

### New Cases Today



### Covid Cases Profile

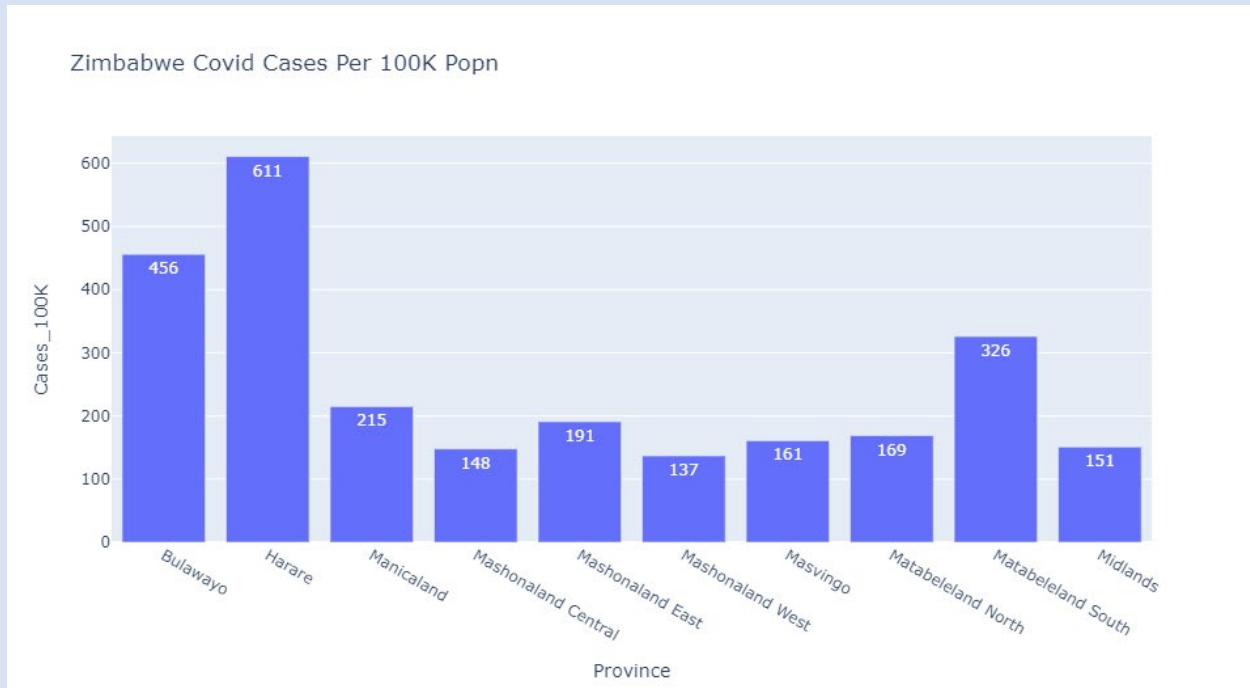


## COMMENTS

- Harare reported the highest number of cases today (8).
- 2 facility deaths were reported today by Bulawayo Province today.



## INCIDENCE OF CASES BY PROVINCE

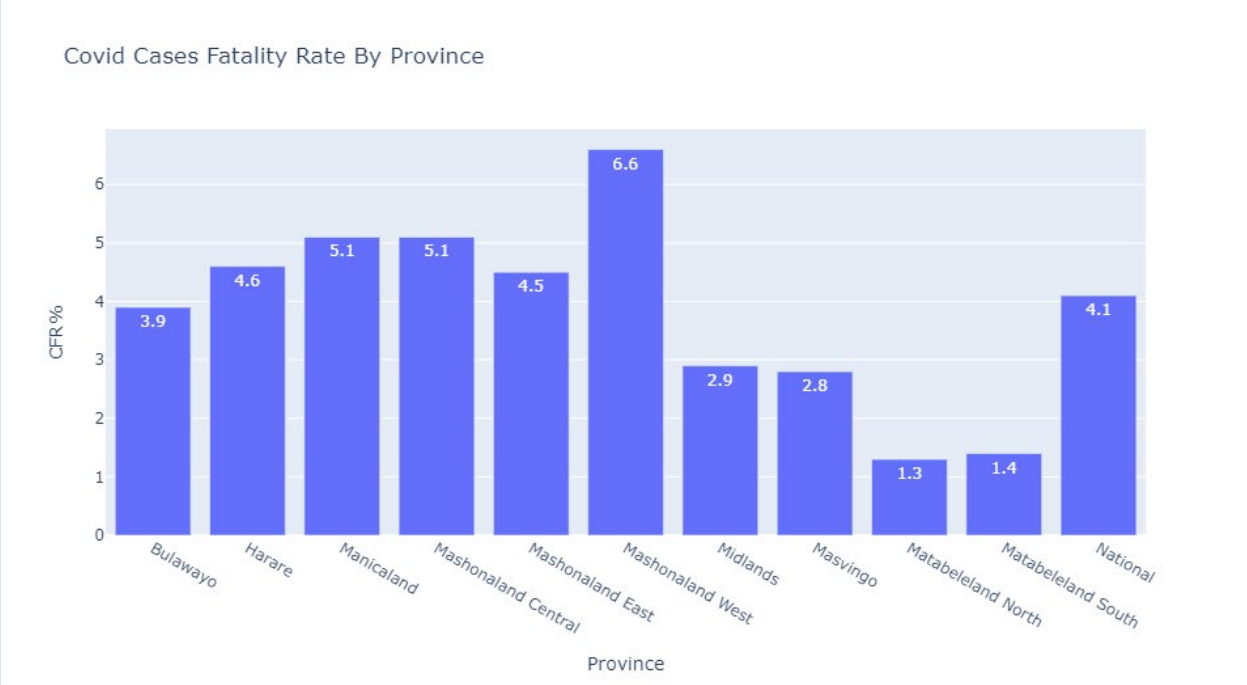


## COMMENTS

- Harare has the highest incidence per capita followed by Bulawayo and Mat South
- Mash Central and Mash West have the lowest incidence of Covid per capita



### COVID CASE FATALITY RATIO BY PROVINCE

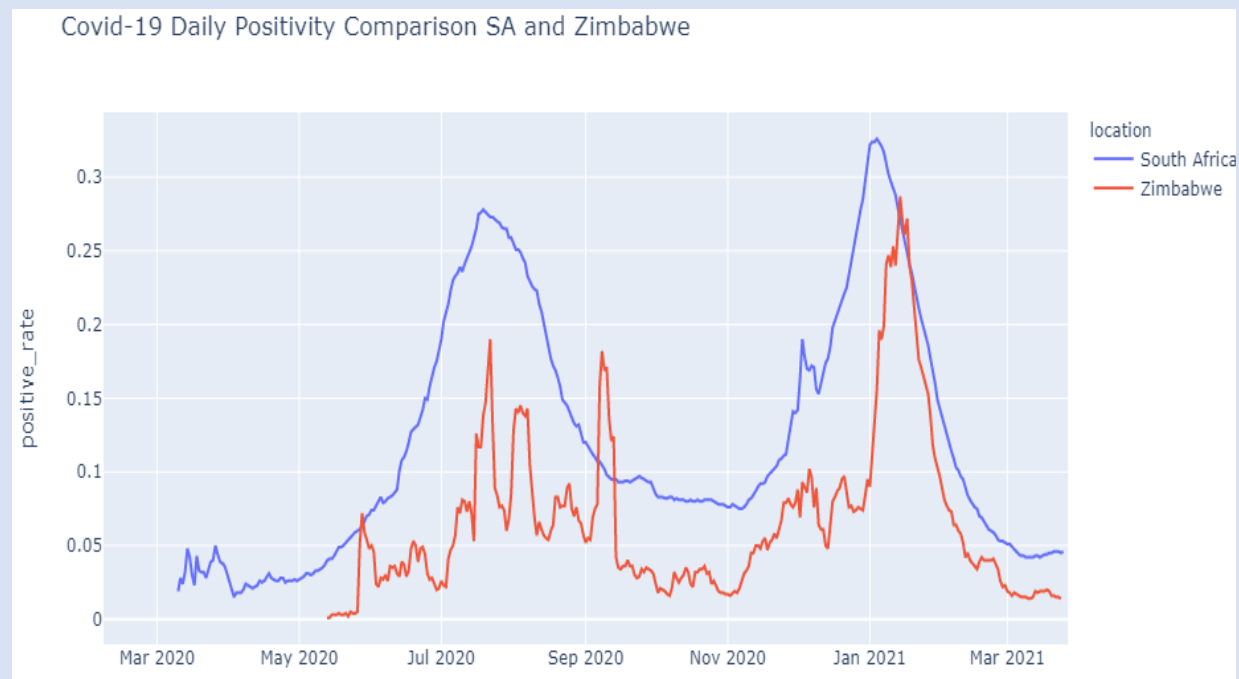
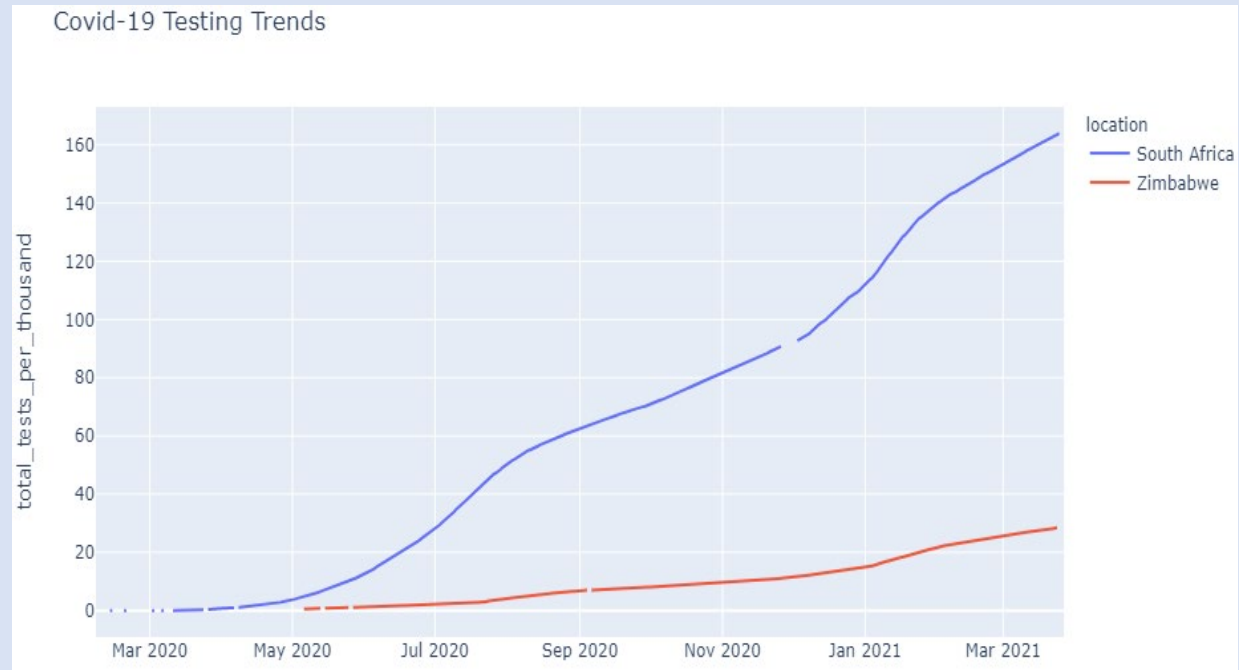


### TESTING DATA

Test Type	Cumulative
PCR	363 001
RDT	111 010
Antigen	90 022



## Testing Trends



### COMMENTS

- The Daily Positivity Comparison Data is as at 24/03/2021

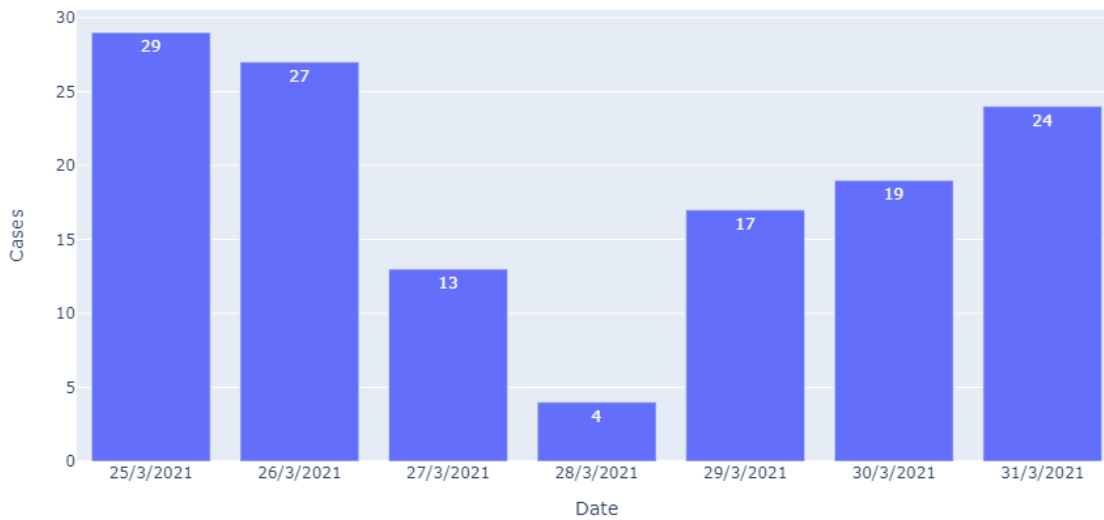
**\*Testing rates data is not available for other SADC countries**



## Regional Analyses

Country	Cumulative Cases	Cumulative Deaths
Botswana	38 466	424
Eswatini	17 321	659
Mozambique	67 197	719
Namibia	43 632	456
South Africa	1 546 735	52 788
Zambia	87 872	1149
Zimbabwe	36 686	1523

Zimbabwe Covid\_19 Cases in the Last Seven Days

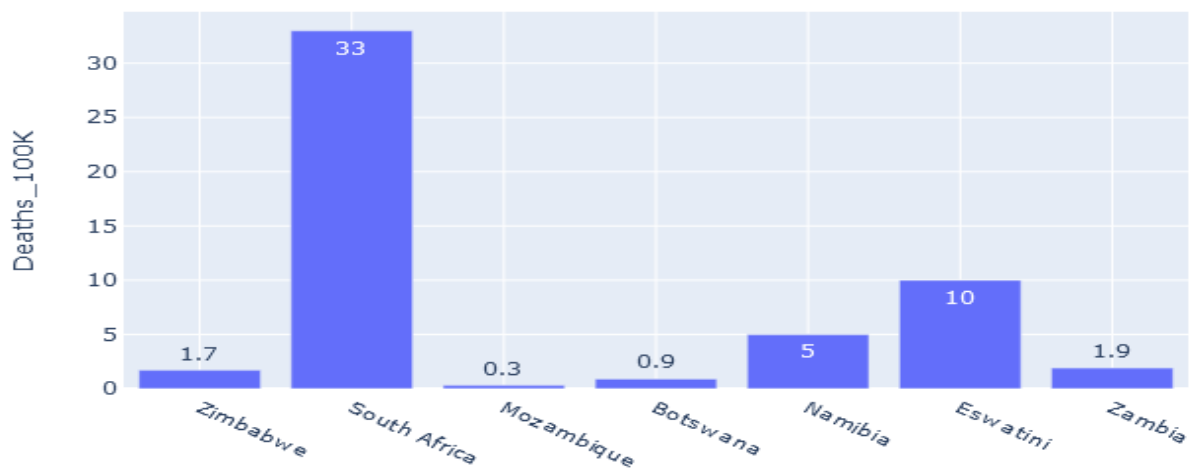




### SADC Covid Cases Per 100K Population



### SADC Covid Deaths Per 100K Population



### COMMENTS

- SA has now surpassed **1 500 000** cases and has the highest cases and deaths per capita in the SADC region

