

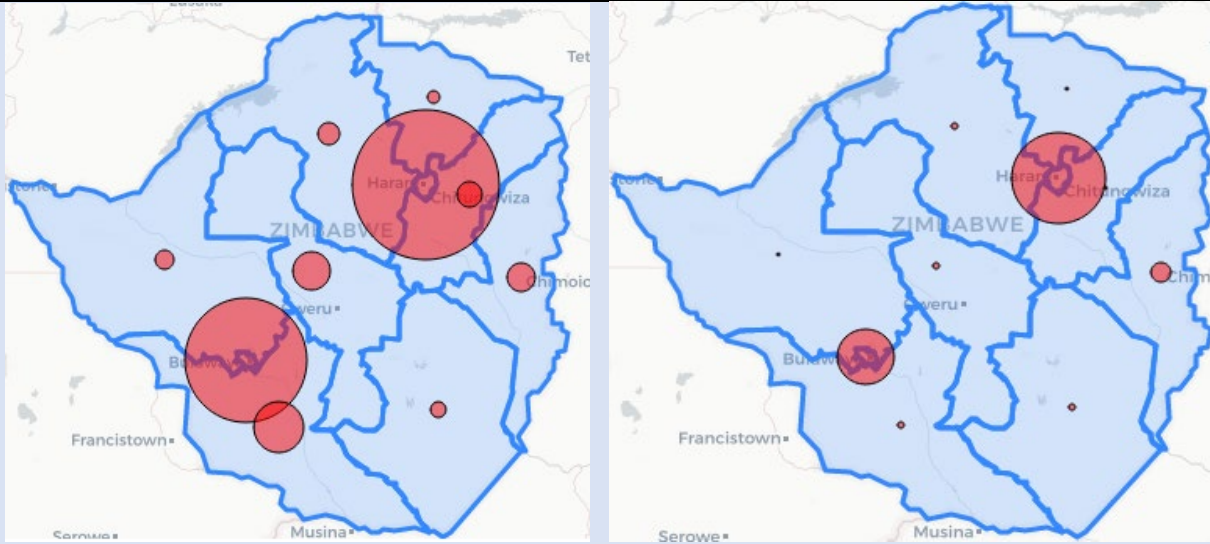


## Zimbabwe Covid-19 SitRep 25/03/2021

### HIGHLIGHTS TODAY

- **29** New Cases (27 local and 2 returnees from Botswana) and **2** Deaths reported in the last 24 hours. (7 day rolling average\* for new cases falls to 24 today from 28 yesterday ).
- Vaccination Update: **5488** received their **1st** dose today bringing cumulative for 1st dose to **54 892** while **1606** received their **2nd** dose bringing cumulative for 2nd dose to **4095**. (as at 1600hrs)
- As of 24 March 2021, @1500hrs there were **55** hospitalised cases: Asymptomatic **18**, mild to moderate **15**, severe **18** and **4** in Intensive Care Units.
- **1914** tests done today (Positivity today was **1.5%**)
- **79** new recoveries reported: National Recovery rate stands at **93.8%** and Active cases go down to **705** today.
- As of 25 March 2021, Zimbabwe has now recorded **36 778** Cases **34555** recoveries and **1518** Deaths.

### CASES AND DEATHS DISTRIBUTION

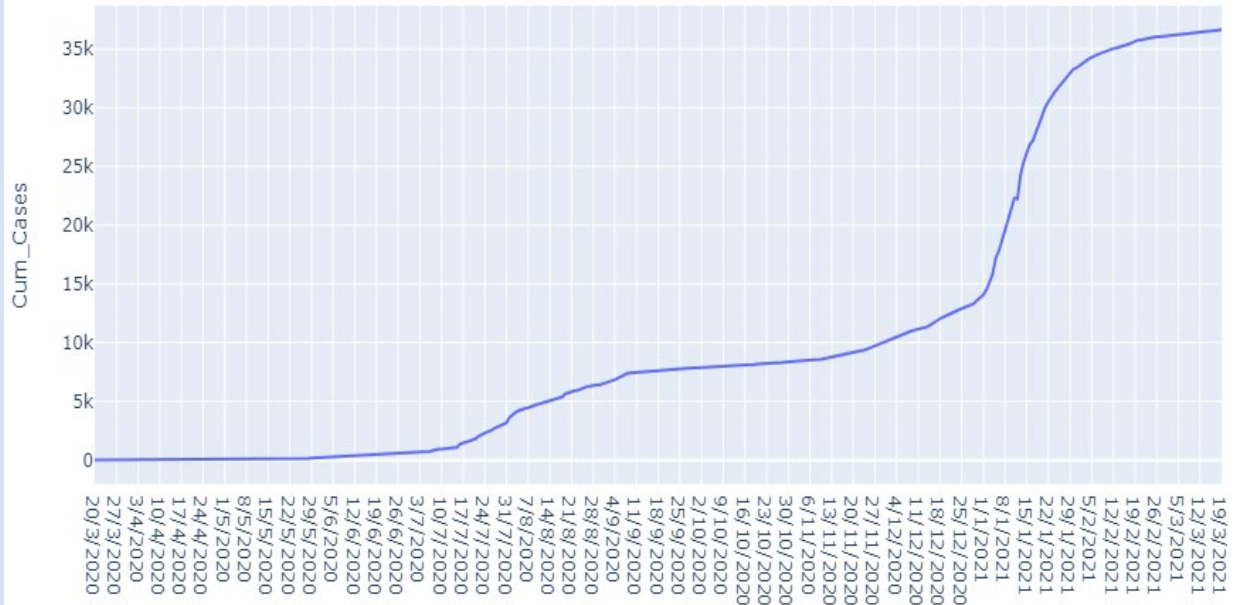


Province	PCR Tests + Ag	Cum Cases (New)	Recovered Cases (New)	Active Cases	Deaths (New)
Bulawayo	498	5448(7)	5127(5)	110	211(1)
Harare	681	12936(4)	11909(10)	437	590(1)
Manicaland	188	3768(2)	3539(0)	36	193(0)
Mash Cent	13	1699(2)	1597(0)	16	86(0)
Mash East	11	2566(0)	2432(0)	18	116(0)
Mash West	29	2059(2)	1911(0)	11	137(0)
Midlands	179	2442(0)	2368(6)	3	71(0)
Masvingo	27	2378(9)	2299(0)	13	66(0)
Mat North	64	1259(0)	1195(58)	48	16(0)
Mat South	224	2223(3)	2178(0)	13	32(0)
<b>Total</b>	<b>1914</b>	<b>36778(29)</b>	<b>34555(79)</b>	<b>705</b>	<b>1518(2)</b>

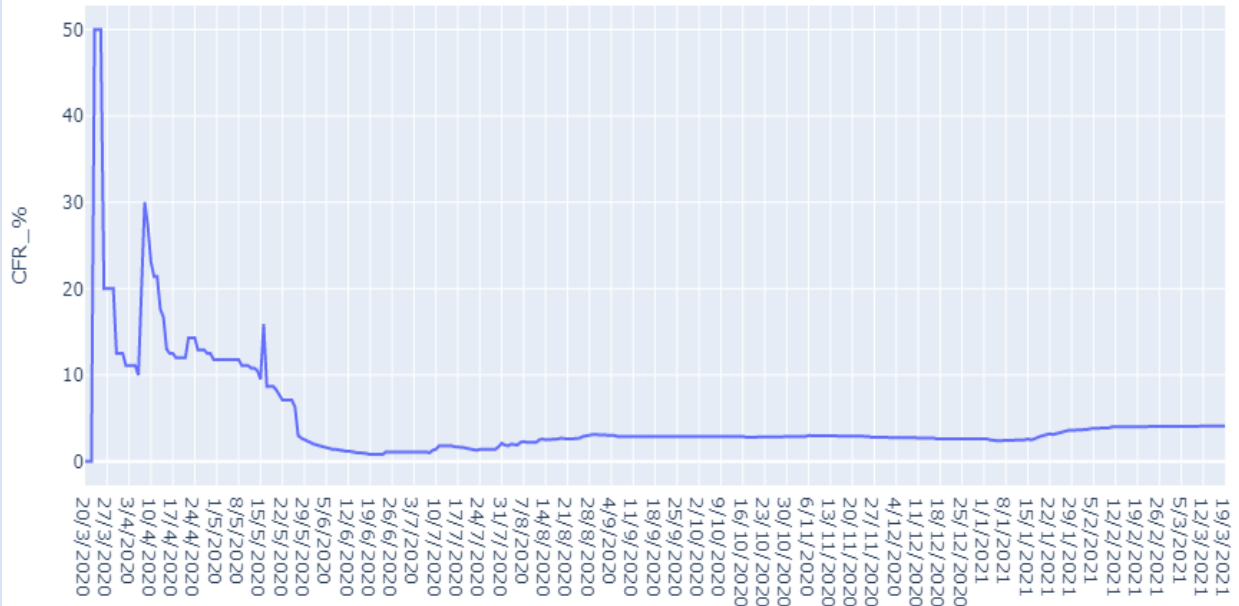
\*Provinces with new cases but zero PCR tests conducted respectively received results from NMRL,NTBRL&Pvt Labs



### Zimbabwe Covid-19 Cumulative Cases



### Zimbabwe Covid-19 Case Fatality Ratio



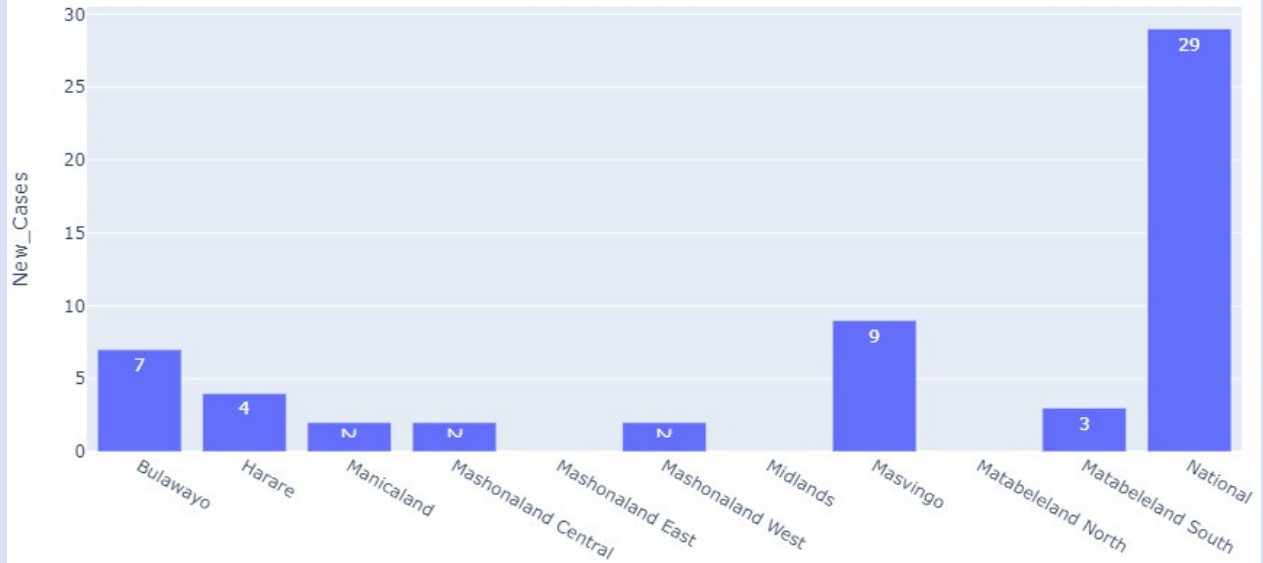
### COMMENTS

- Cumulative cases curve flattening
- National Case fatality Rate now stands at **4.1 %** as at 25/3/21

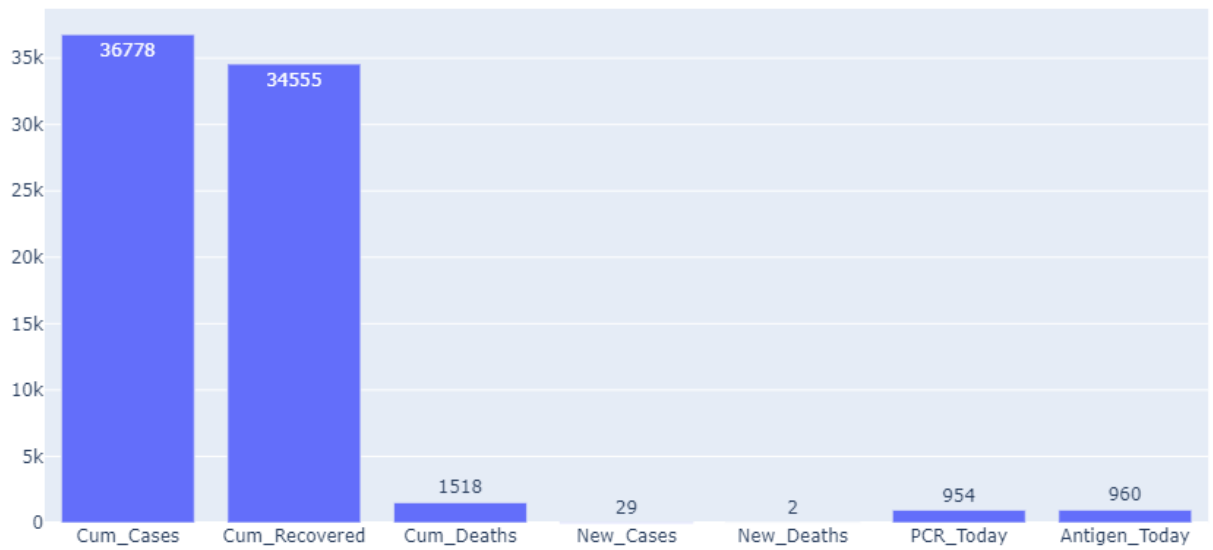


## CASES ANALYTICS

### New Cases Today



### Covid Cases Profile

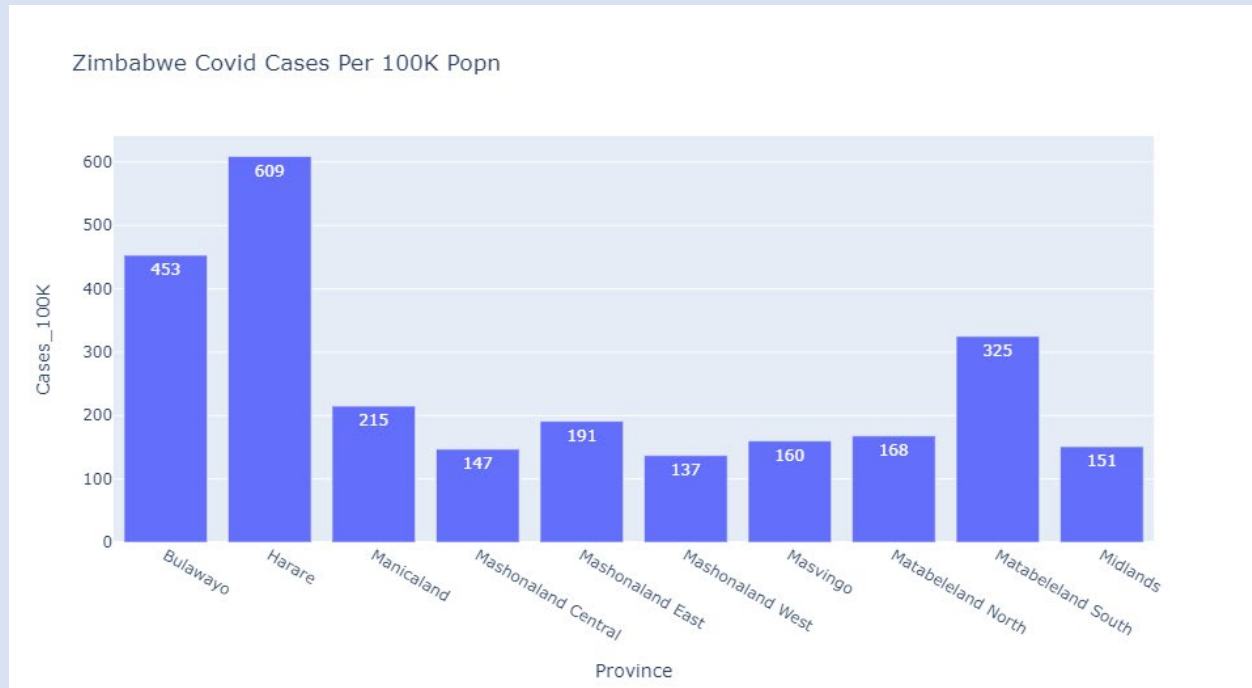


## COMMENTS

- **Masvingo reported the highest number of cases today (9).**
- **2 deaths were reported today. (All are facility deaths)**



## INCIDENCE OF CASES BY PROVINCE

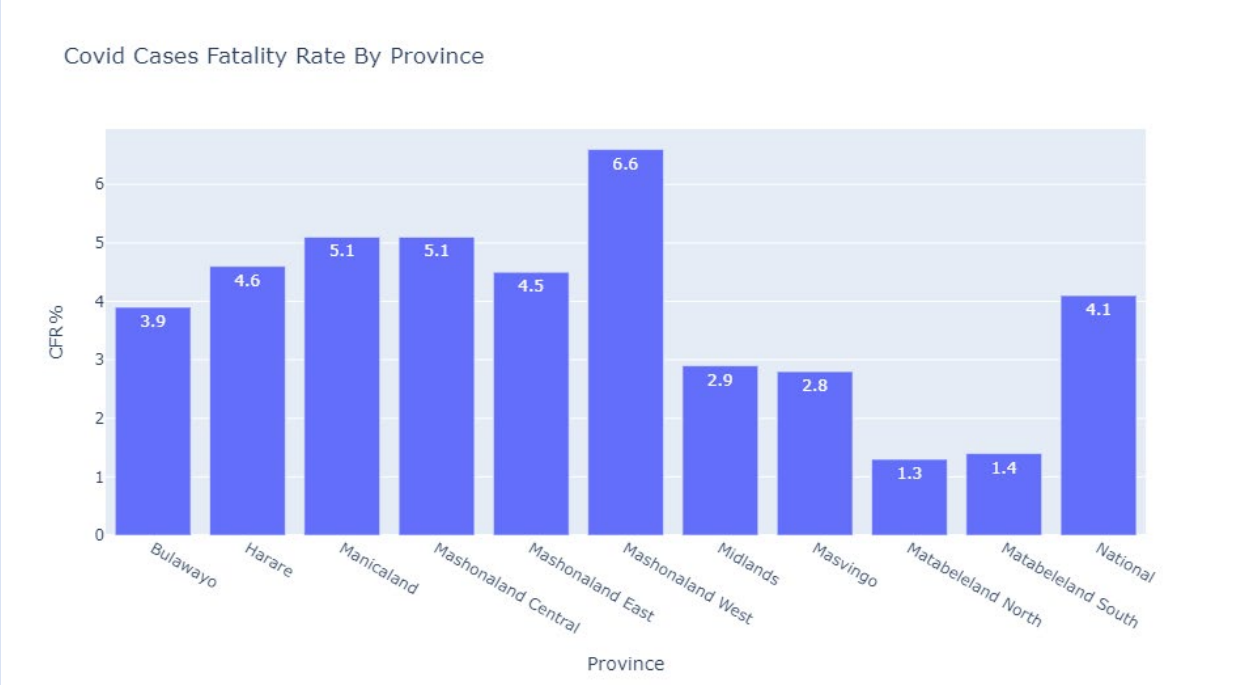


## COMMENTS

- Harare has the highest incidence per capita followed by Bulawayo and Mat South
- Mash Central and Mash West have the lowest incidence of Covid per capita



### COVID CASE FATALITY RATIO BY PROVINCE

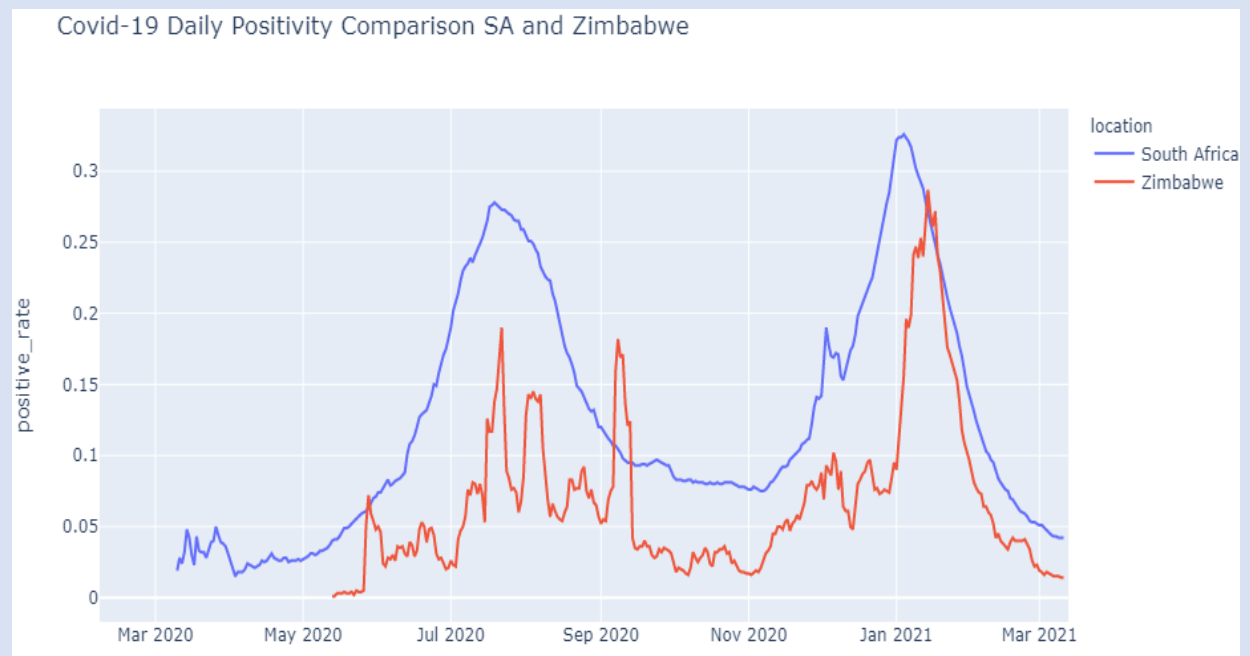
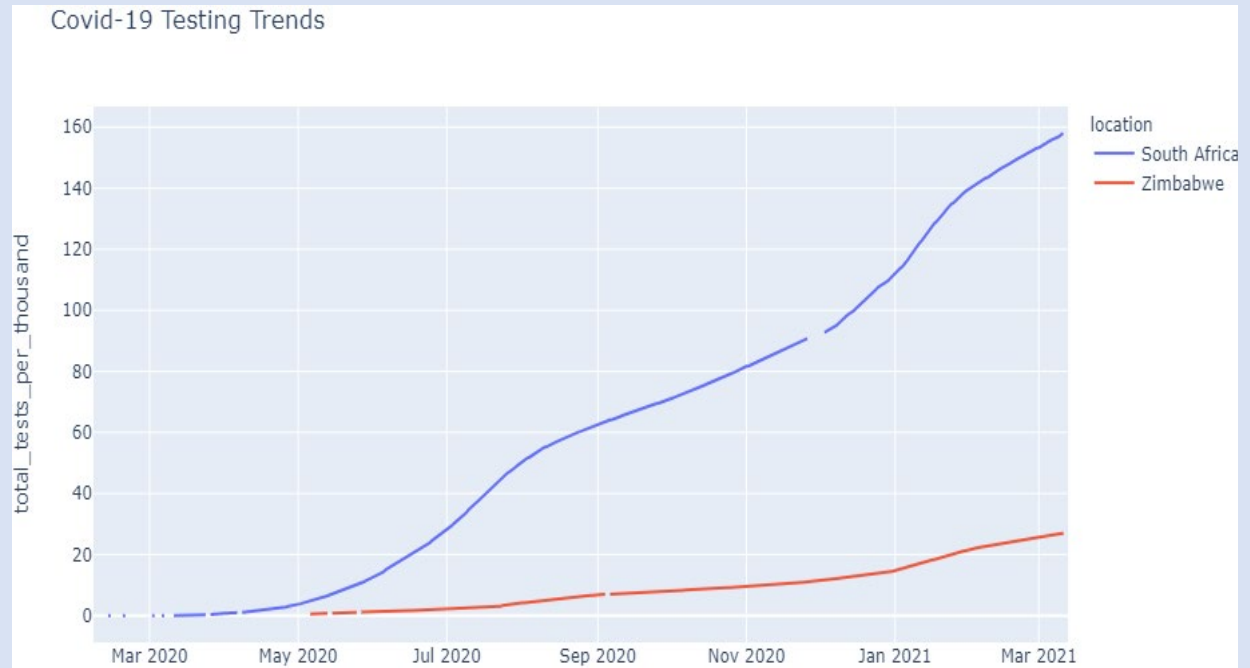


### TESTING DATA

Test Type	Cumulative
PCR	356 256
RDT	111 010
Antigen	85 023



## Testing Trends



### COMMENTS

- The Daily Positivity Comparison Data is as at 11/03/2021

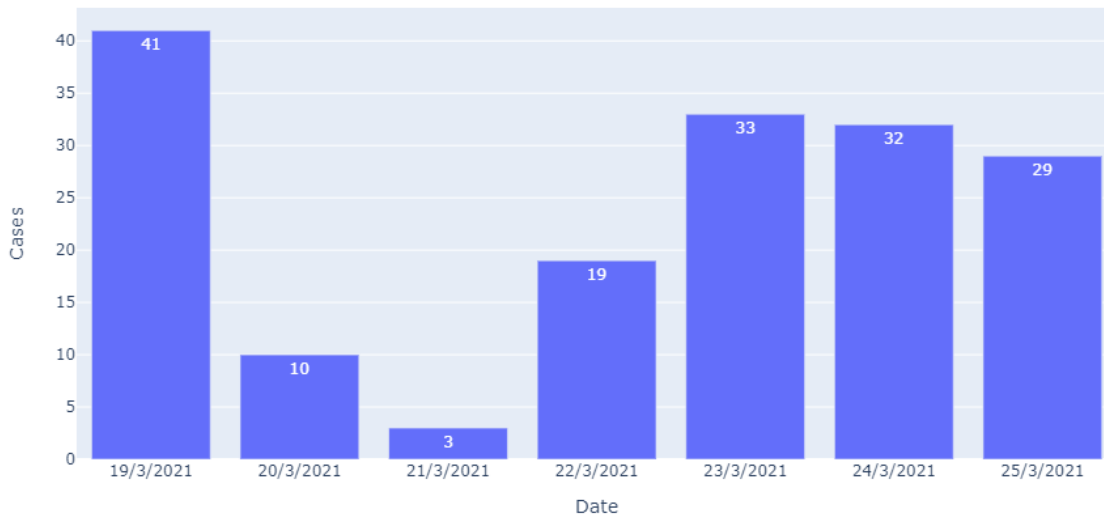
**\*Testing rates data is not available for other SADC countries**



## Regional Analyses

Country	Cumulative Cases	Cumulative Deaths
Botswana	37559	424
Eswatini	17290	659
Mozambique	66306	719
Namibia	42653	456
South Africa	1 540 009	52 372
Zambia	86535	1149
Zimbabwe	36 778	1518

Zimbabwe Covid\_19 Cases in the Last Seven Days

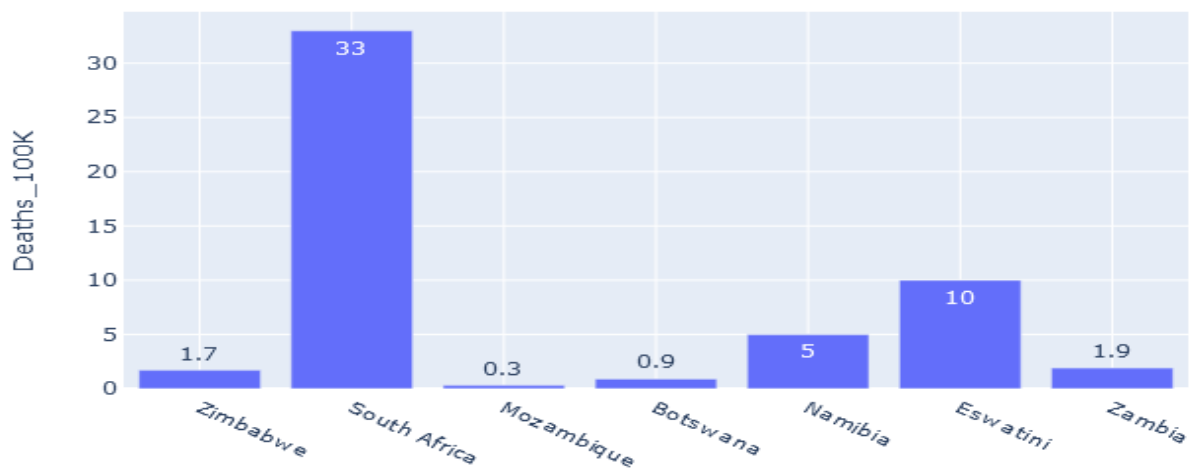




### SADC Covid Cases Per 100K Population



### SADC Covid Deaths Per 100K Population



### COMMENTS

- SA has now surpassed **1 500 000** cases and has the highest cases and deaths per capita in the SADC region

